

# BALL VALVE

## SDR11, PE2708/PE4710



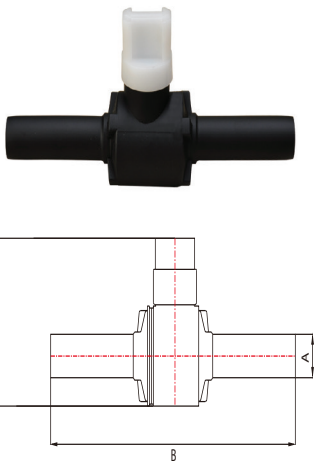
# COSMOIND USA

HDPE FITTING DIMENSION SHEET

- Manufactured in accordance with AWWA C901 & C906
- Certified to NSF/ANSI 61 and NSF/ANSI-372
- Designed and tested to meets requirements of ASME B16.40 & ASTM D2513
- Produced by using a resin listed on the PPI TR-4
- Suitable for Water, Gaseous, Fluids and Slurries
- For installation, Refer to COSMOIND's installation method and precaution



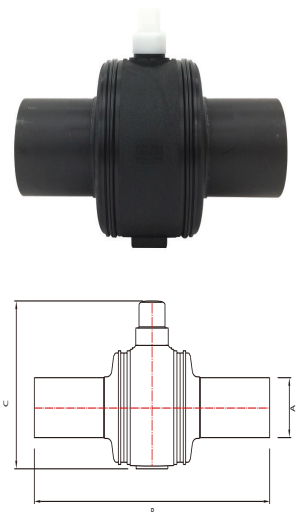
Unit : inch



DN	Bore	Standard Type (Small Size Type)			Weight (lbs.)/SDR11	Item Code	
		A	B	C		Gas	Industrial
1/2" IPS	Full Port	0.84	12.24	5.079	1.10	COSV GI0100	COSV WI0100
3/4" IPS	Full Port	1.05	12.24	5.079	1.10	COSV GI0101	COSV WI0101
1" IPS	Full Port	1.315	12.24	5.079	1.10	COSV GI0102	COSV WI0102
1 1/4" IPS	Full Port	1.66	12.76	5.906	3.09	COSV GI0103	COSV WI0103
1 1/2" IPS	Full Port	1.90	12.76	5.906	3.39	COSV GI0104	COSV WI0104
2" IPS	Full Port	2.375	12.76	6.732	4.41	COSV GI0105	COSV WI0105

The product dimensions may change for quality improvement by manufacturer  
Where applicable, other SDR's are available upon request.

Unit : inch



DN	Bore	Standard Type			Weight (lbs.)/SDR11	Item Code	
		A	B	C		Gas	Industrial
3" IPS	Full Port	3.50	21.26	10.827	12.13	COSV GI0201	COSV WI0201
4" IPS	Full Port	4.50	22.44	12.126	16.53	COSV GI0202	COSV WI0202
6" IPS	Full Port	6.625	24.17	15.236	34.17	COSV GI0203	COSV WI0203
8" IPS	Full Port	8.625	27.56	20.669	81.57	COSV GI0204	COSV WI0204

The product dimensions may change for quality improvement by manufacturer  
Where applicable, other SDR's are available upon request.



## BALL VALVE

SDR11, PE2708/PE4710

HDPE FITTING DIMENSION SHEET

- Manufactured in accordance with AWWA C901 & C906
- Certified to NSF/ANSI 61 and NSF/ANSI-372
- Designed and tested to meet requirements of ASME B16.40 & ASTM D2513
- Produced by using a resin listed on the PPI TR-4
- Suitable for Water, Gaseous, Fluids and Slurries
- For installation, Refer to COSMOIND's installation method and precaution



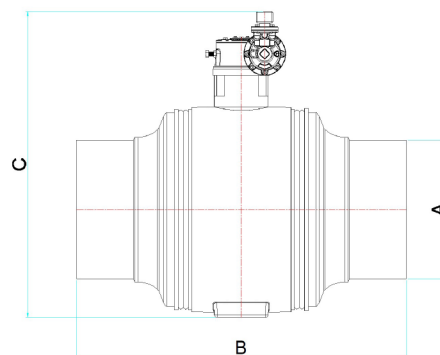
## GEAR BALL VALVE (GEAR) TYPE



**GEAR BOX TYPE I**



**GEAR BOX TYPE II**



Unit : inch

DN	Bore	Gear Ball Valve (Gear Type)			Type	Weight (lbs.)/SDR11	Item Code	
		A	B	C			Gas	Industrial
8" IPS	Full Port	8.625	33.031	26.772	I	102.51	COSV GI0600	COSV WI0600
10" IPS	Full Port	10.75	34.094	29.921	I	154.32	COSV GI0601	COSV WI0601
12" IPS	Full Port	12.75	37.717	32.795	I	238.10	COSV GI0602	COSV WI0602
14" IPS	Full Bore	14	37.717	35.236	II	382.14	COSV GI0603	COSV WI0603
	Full Port					268.96		
16" IPS	Full Bore	16	38.976	35.236	II	436.74	COSV GI0604	COSV WI0604
	Full Port					255.43		

The product dimensions may change for quality improvement by manufacturer

Where applicable, other SDR's are available upon request.

Gear type I can be replaced with Gear type II by the customer's request



# COSMOIND USA

## BALL VALVE

SDR11, PE2708/PE4710

HDPE FITTING DIMENSION SHEET

- Manufactured in accordance with AWWA C901 & C906
- Certified to NSF/ANSI 61 and NSF/ANSI-372
- Designed and tested to meet requirements of ASME B16.40 & ASTM D2513
- Produced by using a resin listed on the PPI TR-4
- Suitable for Water, Gaseous, Fluids and Slurries
- For installation, Refer to COSMOIND's installation method and precaution



## CUSTOMIZED BALL VALVE



ASTM	SIZE (dn)
Lever Type	2", 3", 4", 6", 8"
Gear Type	6", 8", 10", 12", 14", 16"